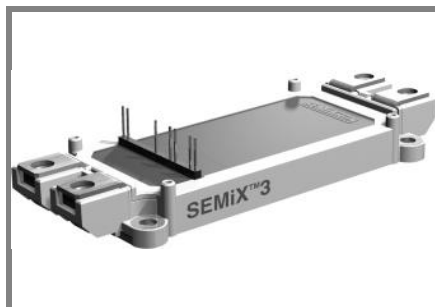


SEMiX 353GB126HD



SEMiX® 3

Trench IGBT Modules

SEMiX 353GB126HD

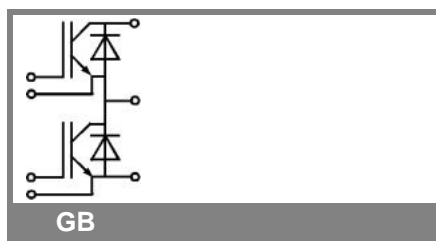
Preliminary Data

Features

- Homogeneous Si
- Trench = Trenchgate technology
- $V_{CE(sat)}$ with positive temperature coefficient
- High short circuit capability

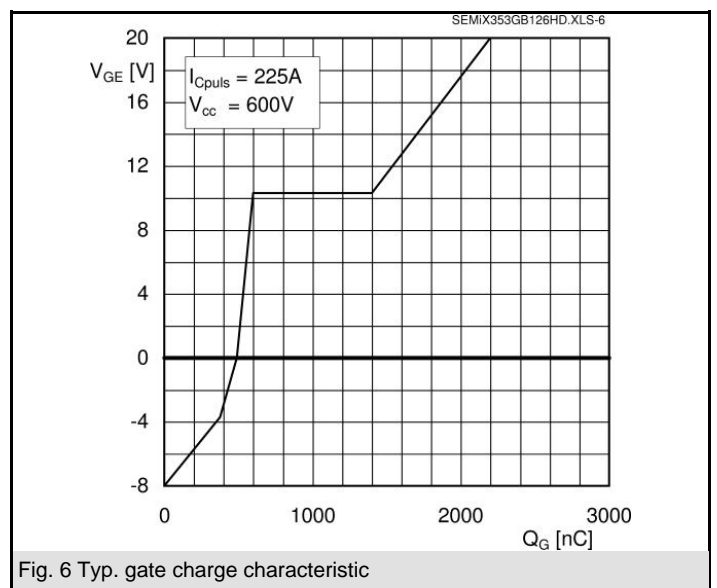
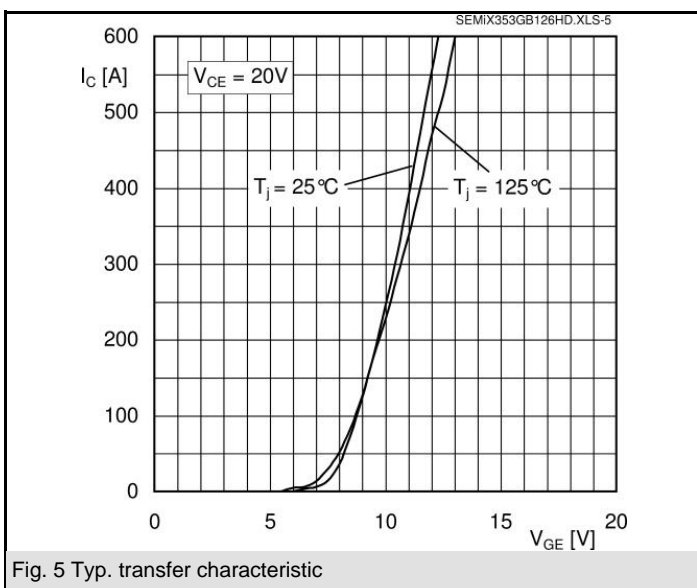
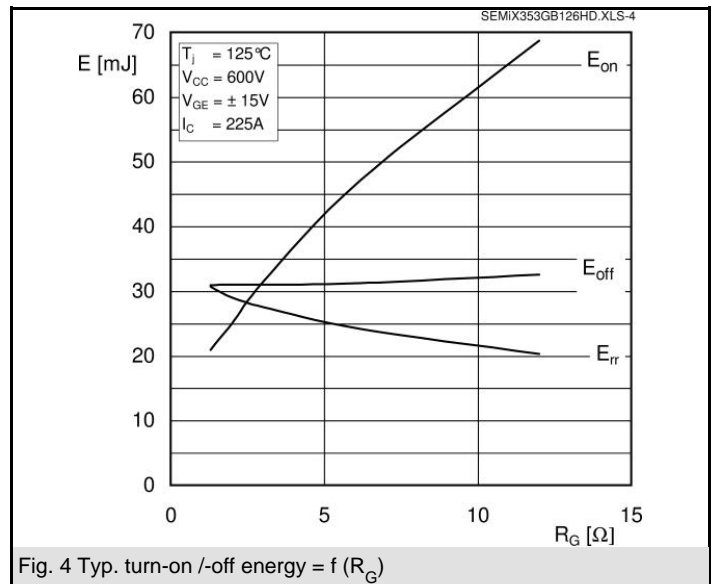
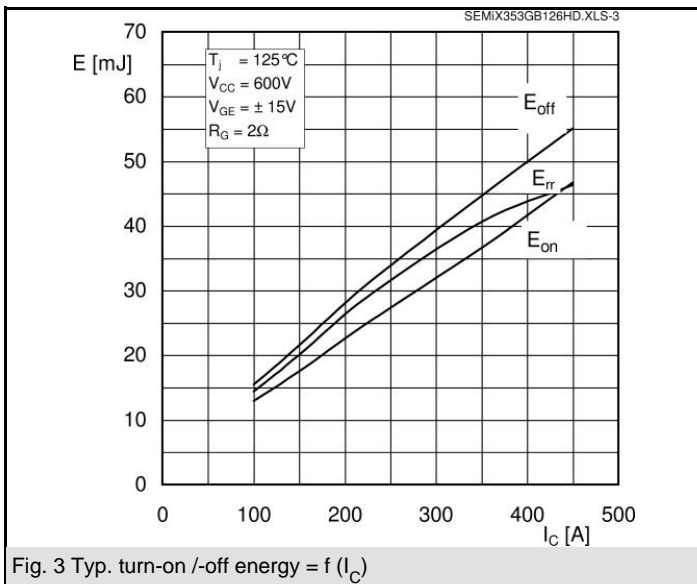
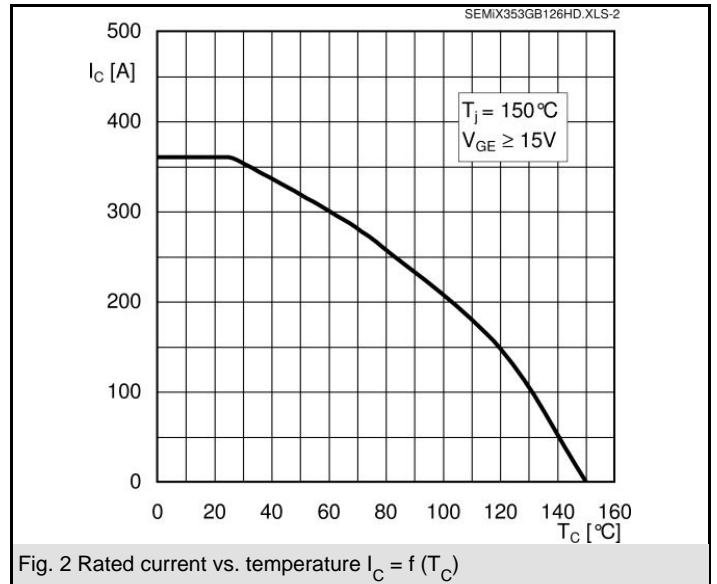
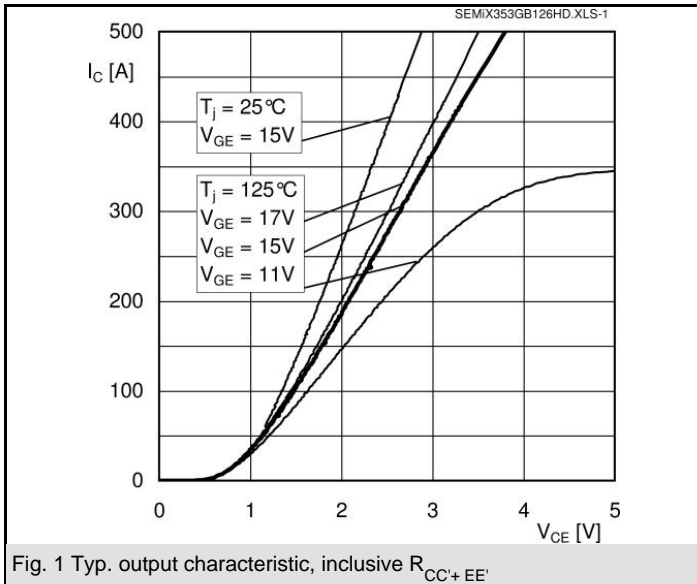
Typical Applications

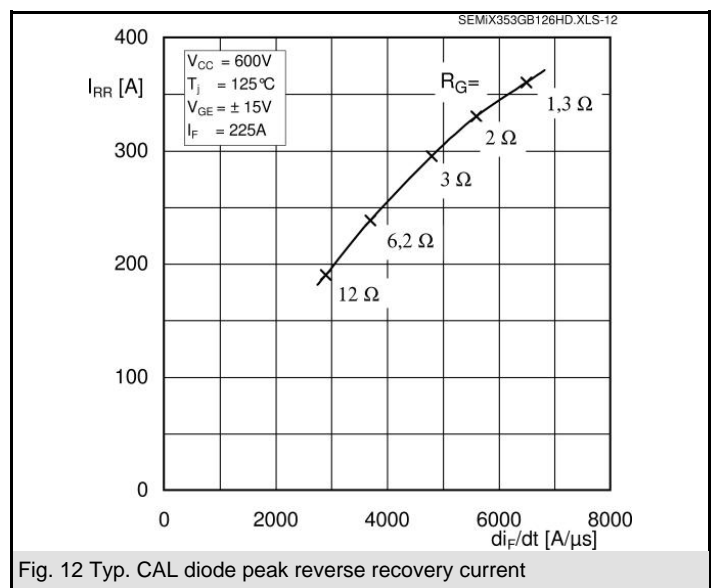
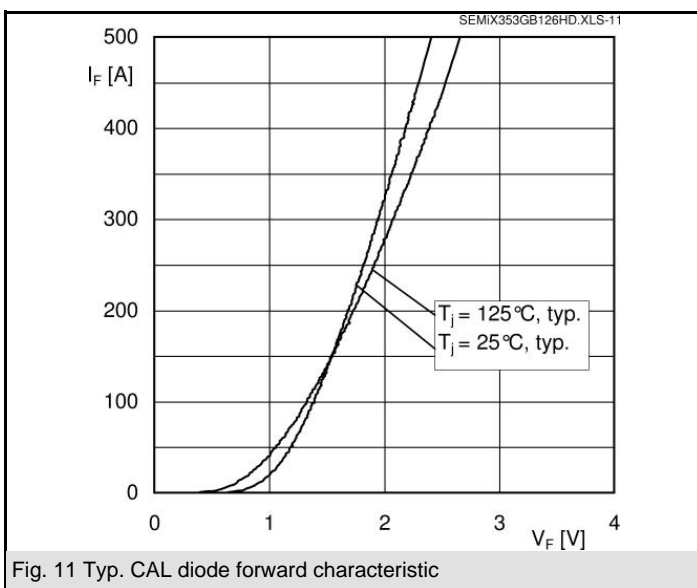
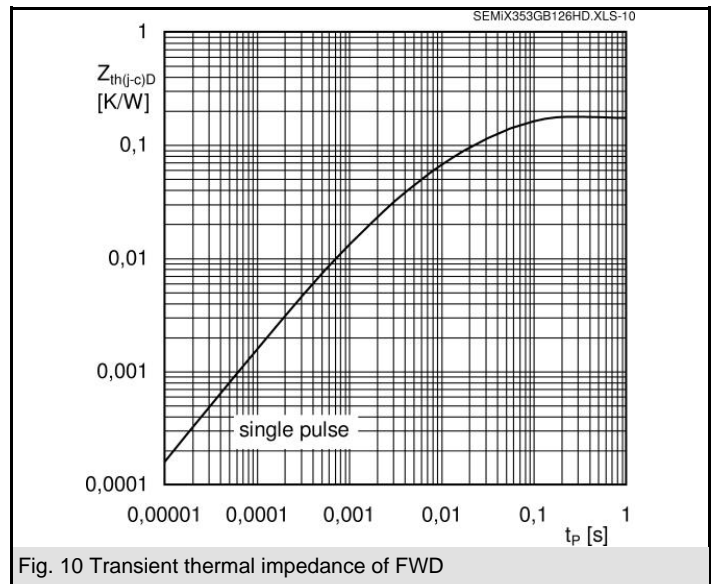
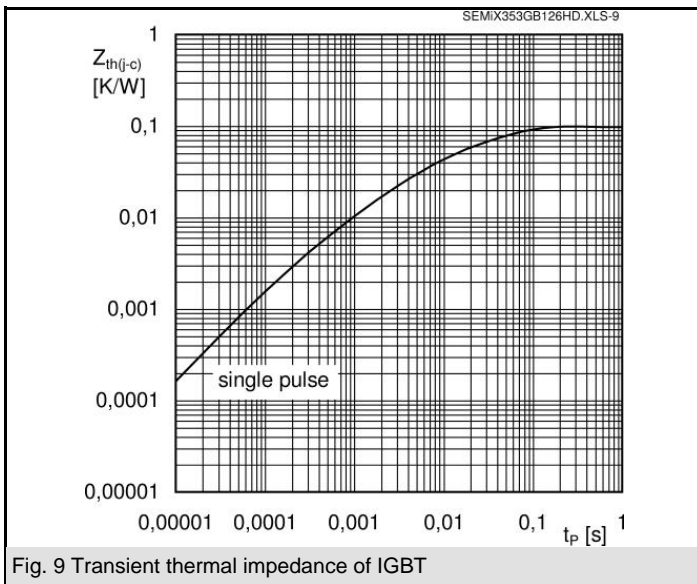
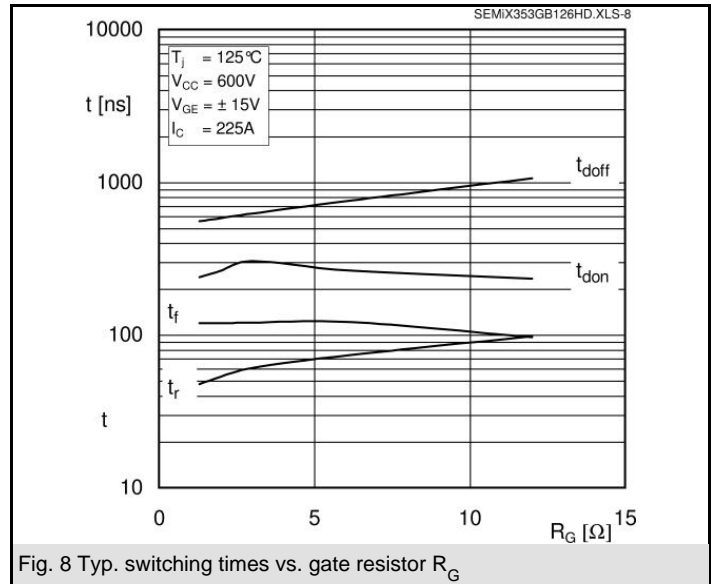
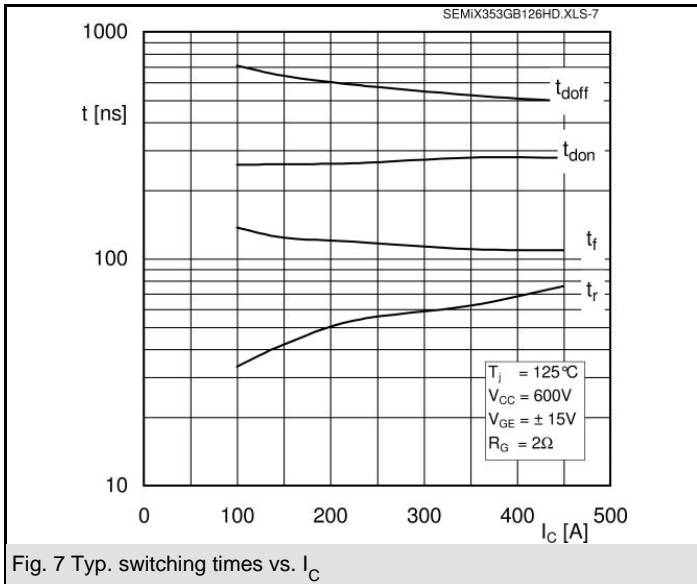
- AC inverter drives
- UPS
- Electronic welders



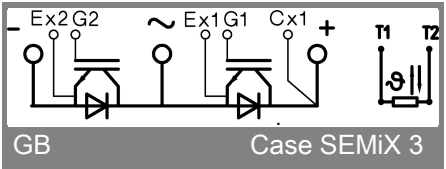
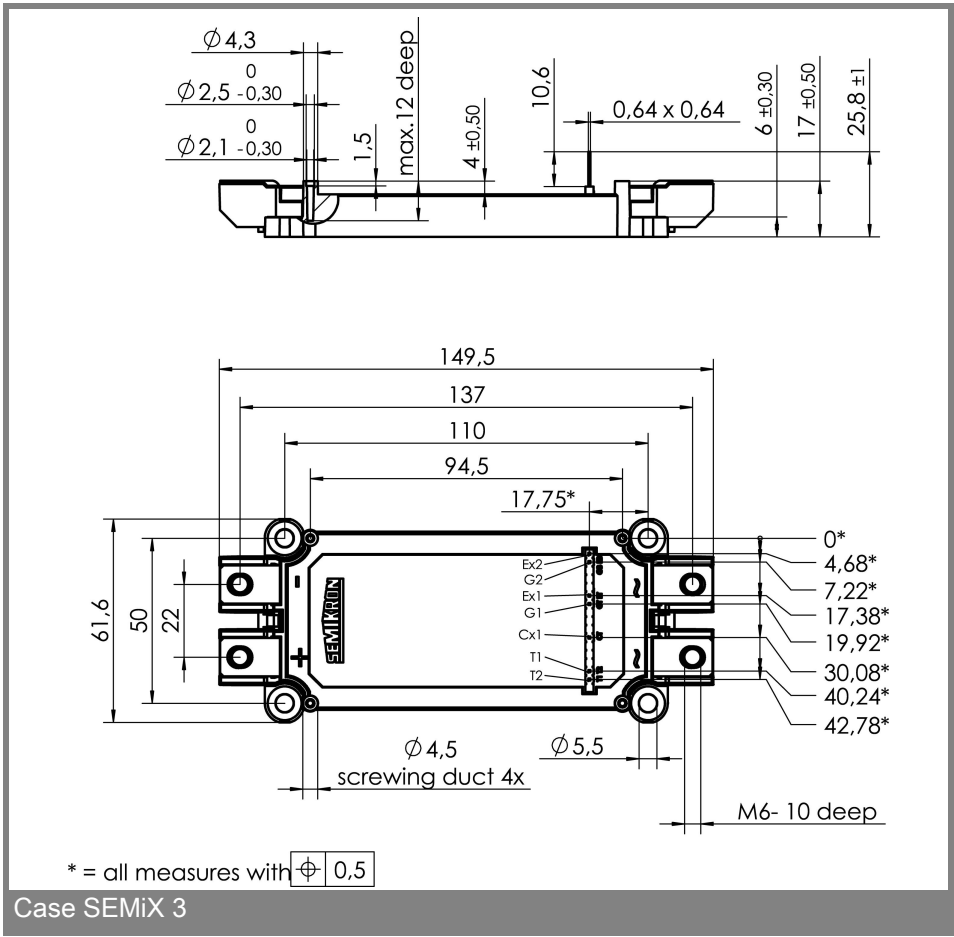
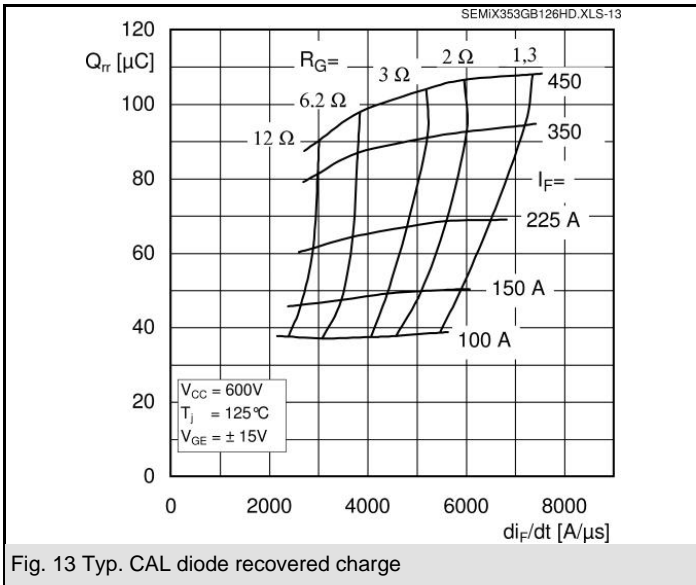
Absolute Maximum Ratings		$T_c = 25^\circ\text{C}$, unless otherwise specified	
Symbol	Conditions	Values	Units
IGBT			
V_{CES}		1200	V
I_C	$T_c = 25 (80)^\circ\text{C}$	360 (260)	A
I_{CRM}	$t_p = 1 \text{ ms}$	450	A
V_{GES}		± 20	V
T_{vj} (T_{stg})	$T_{OPERATION} \leq T_{stg}$	- 40 ... + 150 (125)	$^\circ\text{C}$
V_{isol}	AC, 1 min.	4000	V
Inverse diode			
I_F	$T_c = 25 (125)^\circ\text{C}$	320 (220)	A
I_{FRM}	$t_p = 1 \text{ ms}$	450	A
I_{FSM}	$t_p = 10 \text{ ms}$; sin.; $T_j = 25^\circ\text{C}$	1700	A

Characteristics		$T_c = 25^\circ\text{C}$, unless otherwise specified			
Symbol	Conditions	min.	typ.	max.	Units
IGBT					
$V_{GE(th)}$	$V_{GE} = V_{CE}$, $I_C = 9 \text{ mA}$	5	5,8	6,5	V
I_{CES}	$V_{GE} = 0$, $V_{CE} = V_{CES}$, $T_j = 25 ()^\circ\text{C}$			0,3	mA
$V_{CE(TO)}$	$T_j = 25 (125)^\circ\text{C}$		1 (0,9)	1,2 (1,1)	V
r_{CE}	$V_{GE} = 15 \text{ V}$, $T_j = 25 (125)^\circ\text{C}$		3,1 (4,9)	4 (5,8)	m Ω
$V_{CE(sat)}$	$I_{Cnom} = 225 \text{ A}$, $V_{GE} = 15 \text{ V}$, $T_j = 25 (125)^\circ\text{C}$, chip level		1,7 (2)	2,1 (2,4)	V
C_{ies}	under following conditions		16		nF
C_{oes}	$V_{GE} = 0$, $V_{CE} = 25 \text{ V}$, $f = 1 \text{ MHz}$		0,9		nF
C_{res}			0,7		nF
L_{CE}			20		nH
$R_{CC'+EE'}$	terminal-chip, $T_c = 25 (125)^\circ\text{C}$		0,7 (1)		m Ω
$t_{d(on)}/t_r$	$V_{CC} = 600 \text{ V}$, $I_{Cnom} = 225 \text{ A}$		265 / 55		ns
$t_{d(off)}/t_f$	$V_{GE} = \pm 15 \text{ V}$		585 / 120		ns
$E_{on} (E_{off})$	$R_{Gon} = R_{Goff} = 2 \Omega$, $T_j = 125^\circ\text{C}$		25 (31)		mJ
Inverse diode					
$V_F = V_{EC}$	$I_{Fnom} = 225 \text{ A}$; $V_{GE} = 0 \text{ V}$; $T_j = 25 (125)^\circ\text{C}$, chip level		1,6 (1,6)	1,8 (1,8)	V
$V_{(TO)}$	$T_j = 25 (125)^\circ\text{C}$		1 (0,8)	1,1 (0,9)	V
r_T	$T_j = 25 (125)^\circ\text{C}$		2,7 (3,6)	3,1 (4)	m Ω
I_{RRM}	$I_{Fnom} = 225 \text{ A}$; $T_j = 25 (125)^\circ\text{C}$		(330)		A
Q_{rr}	$di/dt = 5600 \text{ A}/\mu\text{s}$		(68,5)		μC
E_{rr}	$V_{GE} = -15 \text{ V}$		(29)		mJ
Thermal characteristics					
$R_{th(j-c)}$	per IGBT			0,1	K/W
$R_{th(j-c)D}$	per Inverse Diode			0,176	K/W
$R_{th(j-c)FD}$	per FWD				K/W
$R_{th(c-s)}$	per module		0,04		K/W
Temperature sensor					
R_{25}	$T_c = 25^\circ\text{C}$		5 \pm 5%		k Ω
$B_{25/85}$	$R_2 = R_1 \exp[B(1/T_2 - 1/T_1)]$; $T[K]; B$		3420		K
Mechanical data					
M_s/M_t	to heatsink (M5) / for terminals (M6)	3/2,5		5 / 5	Nm
w			289		g





SEMiX 353GB126HD



This is an electrostatic discharge sensitive device (ESDS), international standard IEC 60747-1, Chapter IX.

This technical information specifies semiconductor devices but promises no characteristics. No warranty or guarantee expressed or implied is made regarding delivery, performance or suitability.